

PURPOSE-BUILT FROM THE GROUND UP



# 821E MATERIAL HANDLER



Cummins QSB 4.5, Tier 4F  
141 HP (105 kW)



Rubber Tired (M) - 52,800 lb (23,950 kg)



Crawler (R-HD) - 57,982 lb (26,300 kg)

# SENNEBOGEN®

# Purpose-Built – To Suit **Your** Purpose

By building simply, we can build flexibly.

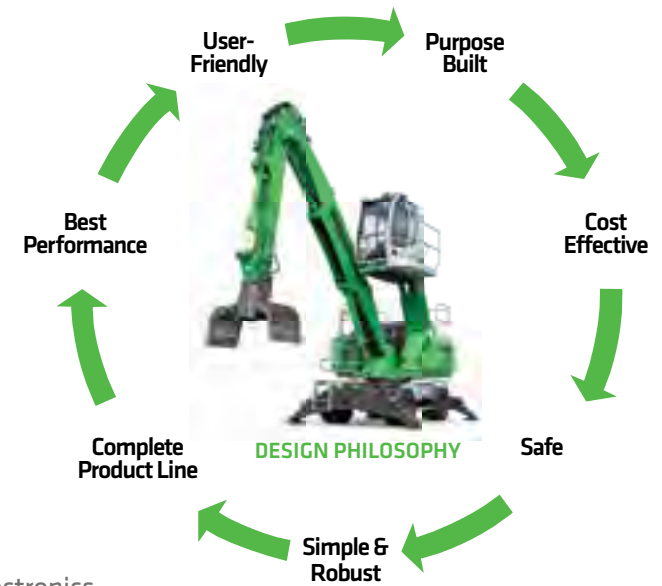
The design and manufacture of every SENNEBOGEN material handler begins with you, our customer, and the challenges you face every day. Our singular focus leads us to the simplest, most efficient engineering solutions.

To meet our commitment to customer needs, the simplest solution is to engineer machines that adapt easily to their intended purpose:

- Interchangeable components across multiple platforms
- Industry-standard service parts
- Intelligent hydraulics in place of complex electronics
- Robust structures matched to heavy loads and stresses

Now in our third generation as a family-owned business, SENNEBOGEN takes pride in taking a personal interest in the needs of our customers. By listening and responding to their requirements, we have continuously delivered the world's best material handling solutions since 1952.

When you purchase a SENNEBOGEN machine, you'll know it was purpose-built for you, **from the ground up**.





QUICK SPECS	821 M RUBBER TIRED	821 R-HD CRAWLER TRACKS
Net Power	141 HP (105 kW)	141 HP (105 kW)
Operating Weight	52,800 lb (23,950kg)	57,982 lb (26,300 kg)
Magnet System	9 kW	9 kW
Max reach	32'8" (12 m)	36' (11 m)

## One Model: Many Choices

The SENNEBOGEN 821 is offered with a complete range of mobile and stationary undercarriages to provide the best fit for your operation and related equipment. The adaptability of the 821 diesel power and/or electric drive with multiple boom configurations allows customers to choose the right model to achieve their production goals without the added cost of custom engineering.

## Power

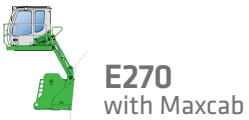
With their purpose-built lifting capability and engineered *eGreen efficiency*, SENNEBOGEN material handling machines reduce both your operating costs and your environmental footprint whether you choose diesel power, electric drive or a combination of the two.

For reliable performance and ease of maintenance, SENNEBOGEN diesel machines are powered by industry-preferred Cummins engines.

## Cab Configurations

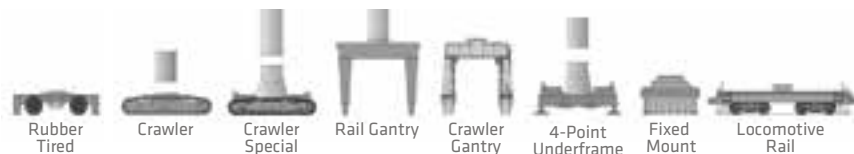
The elevating Maxcab, now with bulletproof windshield and skylight as standard equipment, allows an unobstructed view in all directions for increased safety and productivity, even under harsh and adverse conditions. Optional features include:

- Windshield protective guard
- Skylight protection guard and/or FOPS guard



## Platforms

The modular machine concept of the 821 provides one base model design that's available on any required mounting for gantries, rail cars, barges, ship applications and pedestal mounts.









## Booms and Sticks

A wide choice of powerful boom and stick configurations allows the 821 to adapt easily to the specific lift and reach requirements of your operations.

## Attachments

SENNEBOGEN grapples and magnets complete your purpose-built solution with the same reliability as our 821 material handling machines.

-  Orange Peel Grab
-  Log Grapple
-  Clamshell
-  Lifting Magnets
-  Mobile Shear Types
-  Waste/Trash Grapple

SENNEBOGEN magnet systems are powered by a hydraulic driven generator.

## UNDERCARRIAGE

---

### Stable footprint

The centered point of rotation for the swing bearing allows for 360° equal lift capacity

### Swing system

The large-diameter slewing ring provides excellent cycle times and swing torque for large loads

### Multiple platforms

The modular 821 is designed to adapt to standard wheeled, tracked and pedestal mounts

## CAB

---

### Elevating Maxcab

Various cab configurations maximize safety, loading accuracy and stability. Optionally available with an elevated fixed cab

### Joystick steering

Unobstructed view for operator with highly responsive control

### SENCON

Advanced diagnostic system with user-friendly multi-colored interface, available in multiple languages

### Entry/exit

Maxcab sliding door with permanent catwalk for safe, easy entry and exit

### Superior visibility

Large bulletproof glass front window and skylight as well as large side windows supplemented by 2-camera system is standard

## HYDRAULIC SYSTEM

---

### Purpose-built design

Fully hydraulic controls require no special software to troubleshoot and all test ports are easily accessible in one place

### Convenient servicing

All test ports are easily accessible in one place

### HydroClean filtration

3-micron oil filtering with 99.95% efficiency absorbs water, prevents acid generation

## UPPER CHASSIS

---

### Upper carriage

Guarding surrounds upper deck to enhance safety for service technicians

### One-piece center frame

Optimizes distribution of stresses and machine balance from boom pivot to counterweight

### Reversible fan

Closed circuit drive with axial displacement pump allows fast change between normal and reverse

### OSHA-compliant

Continuous 3-point contact access to upper deck with handrails and guarding from ground to cab

### Longitudinal engine mount

Allows safe and easy access and unequaled fuel efficiency due to efficient cooling

### Automatic lubrication

Extend component life with no waste, no spill hazards

## BOOM & STICK

---

### Limit switches

Limit switches on the boom and stick cylinders prevent high pressure peaks to provide a cushion for rod movement and prevent attachments from colliding with the cab

### Boom pivot

Purpose-designed boom mounting point on the chassis for enhanced balance and lifting capacity

### Cylinder protection

The boom and stick have been designed specifically for material handling applications. Hydraulic cylinders are mounted and protected by an open box frame to ensure uptime

## SAFETY

---

### Safety rails

Full guarding on upper decks provide safety for technicians on North Americans models

### Fuses and relays

All fuses and relays are clearly labeled and easily accessible in a centrally located terminal box

### Sliding door

The door slides open for safe ease of entry and exit from the cab

### Bulletproof glass

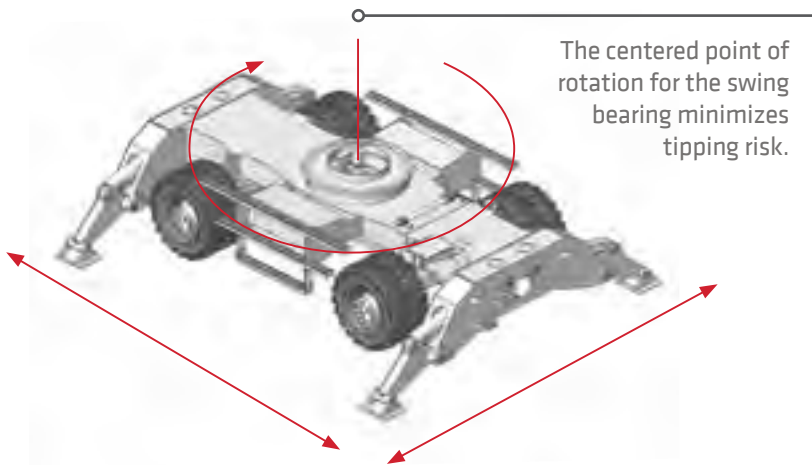
Bulletproof windshield and skylight are standard on all new SENNEBOGEN models

# Health & Safety: The First Step To Productivity

**SENNEBOGEN is renowned as the industry leader in preventing downtime, and in protecting people.**

Safety-conscious producers look for equipment that prevents liability costs and protects their most valued assets. SENNEBOGEN works closely with the operators and technicians who know our equipment best, and we listen to their ideas to make our machines the safest on any jobsite.

That's why ease of access, ground-to-cab guarding, sliding door cab entry, 360° visibility, battery disconnect switch and travel alarm are all standard features of your 821.



Dual cameras with views to the rear and to the right side are standard equipment.

Various optional guarding packages available to meet industry safety requirements.



Bulletproof windshield and skylight are now standard on all new SENNEBOGEN material handlers.

Safe access to the upper deck is achieved with a permanent 3-point contact ladder with railings.

Handrails around the upper deck and anti-slip walking surfaces provide a safe working environment for service and maintenance crews.



All high pressure hydraulic hoses in the engine compartment are secured in sleeves to protect service personnel.





Maxcab's sliding door and guarded permanent catwalk provides the safest entry and exit in the industry.

**SENNEBOGEN's  
Maxcab puts you in  
the driver's seat for  
jobsite safety.**



All daily service is completed at ground level with easy access to all maintenance points.



**Maxcab's maximized window area** and elevating mount gives the operator an unobstructed wide-angle view of the work zone.

**Intuitive joystick controls** connect the operator seamlessly to the industry's most responsive hydraulic system for precise, easy handling.

**Ergonomic comfort and climate control features** keep operators alert, adapting to individual preferences to fight fatigue through long shifts.


# Good For The Environment. Easy On The Budget.

**SENNEBOGEN 821 E Series material handlers lead a new generation of machines that are both cost-saving and environmentally-friendly.**

Creating a truly “green” machine takes more than a new energy-saving device. Our “Green Efficiency” solution is built on layers of smart engineering and system innovations aimed at doing more with less. The 821 E Series material handlers reduce your costs and environmental footprint with multiple SENNEBOGEN initiatives.



Optional electrically powered eGreen models achieve an additional 50% reduction of energy costs over diesel models, along with low noise and vibration-free operation.



Longitudinally mounted engines provide a natural, flow-through air tunnel for efficient cooling and additional fuel economy, while adding structural strength to the upper carriage from boom pin point to counterweight.



The large reversing fan provides up to 45% more of the cooling surface than comparable machines.

Operating ECO Mode	Automatic Idle		Stop
2000 ECO min <sup>-1</sup>	1800 min <sup>-1</sup>	800 min <sup>-1</sup>	0 min <sup>-1</sup>
0 s	5 s	8 s	5 min



Along with saving fuel costs, electric-drive models reduce operating costs. With no engine servicing required and no downtime to refuel, machine availability is increased and environmental exhaust is completely eliminated.

## 3 WAYS TO SAVE ON DIESEL



- With the new ECO mode switch turned on, the 821 operates normally but engine speed is reduced from 2,000 rpm down to 1,800 rpm.
- The 821 E Series includes an automatic idling mode that reduces engine speed to 40% of working speed. In operations where a wait time of 8 seconds or more is involved, such as loading trucks or feeding shears and shredders, the RPMs will drop to a fuel efficient 800!
- The automatic stop function switches the engine off completely if no power is required in a specified time.




# Attention To Details Makes Us Stronger


## Strong and smart SENNEBOGEN machines stand up to your toughest and grittiest work environments.

Reliability and durability are engineered into the details of your 821, from heavy-duty structural components to natural flow-through engine cooling. Each of SENNEBOGEN's manufacturing, fabrication and assembly facilities is ISO-certified to deliver the same outstanding quality in every machine, every time.

By going to work every day, and staying on the job year after year, your 821 is built to deliver the best return on your equipment investment.



The swing bearing is equipped with automatic lubrication to withstand extreme 360° duty cycle operation.



A continuous flange ring reduces stress and improves distribution of swing loads to the under carriage.

The upper carriage is built around a large, continuous one-piece center frame for added structural strength and improved air flow.


Fully hydraulic controls require no special software to troubleshoot and all test ports are easily accessible in one place.



Fabricating booms and sticks in our own shops lets SENNEBOGEN eliminate welding stresses inside the box structure and maximize service life.



The reversible cooling fan quickly cycles to reversing mode to clear out dust and debris, even in the most challenging work environments.



Low-vibration engine mounting reduces wear on components and lowers sound levels.

# Proven Uptime

To find out how to make SENNEBOGEN machines easier to maintain than any other material handler, we ask the experts...

... we talk to the technicians who actually service our equipment.

Our own support team, our instructors, our dealers and customers are all in constant contact to troubleshoot problems and find permanent solutions. Even our senior management and the Sennebogen family take a hands-on approach to product improvement, meeting customer mechanics and operators in their own shops and yards.

Their innovative ideas help us to deliver machines that spend more time on the job, and less time in the shop.



SENNEBOGEN Uptime Kits, matched to specific service tasks and machines. Hundred of assorted parts, connectors, fittings, electrical components are easy to locate and access.

In the shop or in the field, these fully stocked kits bring together all the parts and material required for a specific service need, conveniently sorted and organized in one place.



With no bypass in the fluid circuit, SENNEBOGEN's HydroClean system continuously protects hydraulic components with industry-leading 3-micron oil filtration.



Solid steel top-opening compartment access doors on the sides top of the upper deck and above the engine compartment maintain a secure fit, even after repeated opening for service access.



Automatic central lubrication, standard on all SENNEBOGEN machines, saves servicing time every day while improving component lifecycles.



## SENCON

The advanced SENCON diagnostic and reporting system presents a multi-colored user-friendly interface, now available in multiple languages.



All the fuses and relays are in a centrally located box for easy access. Test and service points are conveniently arranged together behind the cab and within reach from ground level.



Simple hydraulic controls replace complex electronics, so the 821 requires no special software or “black box” components to troubleshoot your machine.

# Our Commitment To Your Business

SENNEBOGEN's investment in service support is unmatched in the industry, providing the capabilities and resources to build success for our customers.

- Our headquarters in Stanley, NC is a 100,000 sq. ft. (9,300 m<sup>2</sup>) multi-purpose facility dedicated to supporting SENNEBOGEN material handlers throughout the Americas.
- Our coast-to-coast network of factory-trained distributors and technicians sets the industry standard for outstanding field service.
- SENNEBOGEN application specialists provide customers and dealer sales staff with expert insight into the unique challenges.
- Our in-house engineering services respond quickly to customer needs for unique solutions.

Our large parts warehouse maintains inventories of service parts and replacement components for all of our fielded machines, from O-rings to engines, axles and complete boom and stick assemblies.





## Training Center of Excellence

The dedicated Training Center in our North American head office complex provides primary and advanced courses. Offered free of charge for our dealers and their customers, the Training Center has working units, demonstration modules and is staffed with professional trainers each with many years of in-field experience and hands-on knowledge.

Visit us online at [www.sennebogen-na.com/training](http://www.sennebogen-na.com/training)

## Purpose-built for America's Best-Trained Technicians

The main demonstration bay allows hands-on access to machines while the meeting rooms and classrooms are all equipped with the technology required for today's interactive instruction methods.

Truly a Center for developing excellence in service and support for dealer and customer personnel, the SENNEBOGEN Training Center has earned accolades for the quality of the instructors, facilities and materials.



### 5 Day Course

#### Service Level 1

Min 6 / Max 10 Students per class

**Required:** Basic Technical Knowledge

**Course Content:**

- Machine Safety, Operation & Functions
- Preventive Maintenance
- Read & Understand Hydraulic Schematics
- Read & Understand Electric Schematics
- Basic Trouble Shooting:
  - Magnet System, Hydraulics, Electrics

Offered in English and Spanish sessions

**Course fees:** No charge to SENNEBOGEN dealers, staff and customers.

### ALL TRAINING COURSES AVAILABLE FREE

Service Level 1 D-Series

Service Level 1 E-Series

Service Level 2 E-Series

Parts Training

Operator Familiarization

### 5 Day Course

#### Service Level 2

Min 4 / Max 6 Students per class

**Required:** Completion of Level 1 Class

**Course Content:**

- Remote Trouble Shooting
- Component Training & Repair
- Failure Analysis
- In-Depth Trouble Shooting
  - Magnet System, Hydraulics, Electrics

Offered in English and Spanish sessions

**Course fees:** No charge to SENNEBOGEN dealers, staff and customers.

Level 2 classes are smaller & more intensive & build on Level 1.

# Purpose-Built Facilities

With nearly 1,000,000 sq. ft. (93,000 m<sup>2</sup>) of production space in our four manufacturing facilities, every step of production at SENNEBOGEN is planned to serve individual customer needs. Every critical component and process is completed in-house to assure quality, efficiency and flexibility on the production line.

- We fabricate our own booms and sticks
- Our line-up is based on a full line of interchangeable platforms
- Our plants are designed to customize each machine, built-to-order
- Your machine is fully inspected and live-tested before it leaves the factory



Our four factories in Europe support the full range of capabilities for SENNEBOGEN to machine, fabricate and assemble all major components to our own standards, in-house.


*(Pictured here is our main plant in Straubing, Germany)*



Modular components used across multiple products allow SENNEBOGEN to deliver purpose-built machines competitively. Shared systems also streamline aftersale parts inventories for customers and their local SENNEBOGEN distributors.







Every configuration of a SENNEBOGEN begins as an identical machine up until the final stage of assembly. The unit is then mounted on your choice of undercarriage or platform, and completed with your preferred equipment and choice of cab.

# SPECIFICATIONS INDEX

## 821 M “E” \_\_\_\_\_

Technical Specifications .....	20
Dimensions / Transport Dimensions .....	21
Lifting Capacities - K11.....	22
Lifting Capacities - K9 .....	23
Lifting Capacities - K11 ULM .....	24
Lifting Capacities -K12 .....	25

## 821 R-HD “E” \_\_\_\_\_

Technical Specifications .....	26
Dimensions / Transport Dimensions .....	27
Lifting Capacities - K11.....	28
Lifting Capacities - K11 ULM .....	29
Standard / Optional Equipment .....	30-31





# Technical Specifications - 821 M “E”

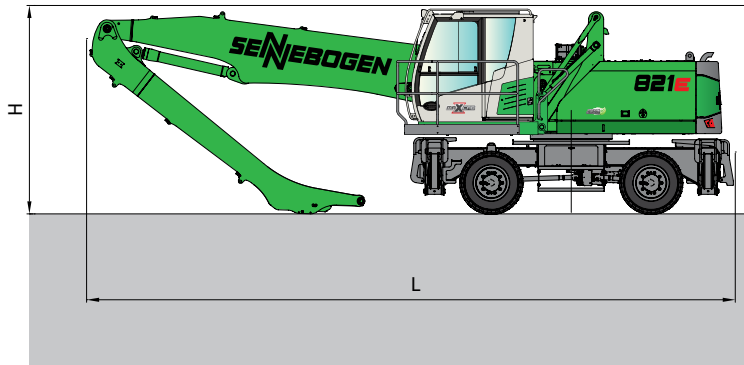
ENGINE	
model	Cummins QSB4.5-C130
type	in-line, 4 cylinder, cooled exhaust gas recirculation, water cooled
emission	EPA Tier 4 Final
net power	141 HP (105 kW) @ 2,200 rpm
injection	high pressure common-rail
displacement	275 cu. in. (4.5 L)
bore	4.21 in (107 mm)
stroke	4.88 in (124 mm)
aspiration	turbo charged, charge air cooled
fuel tank	87 gal (330 L)
air filtration	direct flow filtration system dual stage filter with pre-filter
control	integrated ECM automatic idle - stop eco mode
HYDRAULIC SYSTEM	
system type	LUDV load sensing pilot pressure controlled open center
pump type	variable-displacement axial-piston pump
max. pump flow	82 gal (310 l/min)
max. pressure	5,076 psi (350 bar)
hydraulic tank	69 gal (260 L)
filtration	dual filtration system 3 micron (HydroClean)
COOLING	
cooling type	cool-on-demand, suction-type fan system, side by side
hydraulic / water	hydraulic fan drive axial piston pump, reversible fan thermostatically controlled, closed loop system
charge air	direct fan drive

ELECTRICAL	
alternator	95 V/Ah
starter	24 V, 4.8 kW
battery	2 x 12 V, 150 Ah
lights	2 x cab roof, type halogen 2 x frame upper carriage, type H4
SWING SYSTEM	
swing speed	0 - 8 rpm
swing hydraulic	open loop
drive	1 x axial piston motor driving planetary gearbox, integrated brake vales
swing brake	multidisc brake, spring loaded
swing bearing	internal teeth, sealed ball bearing
UPPER CARRIAGE	
design	torsion-free upper frame with continuous bearing-plates for optimal power introduction, precision pivot; excellent design; very low noise emission
TRAVEL / UNDERCARRIAGE	
type	rubber tired MP21E
drive system	all-wheel drive, variable displacement motor with dual stage power shift transmission
travel speed	1st 0-3.4 mph (0-5.5 km/h) 2nd 0-12.43 mph (0-20 km/h)
tires	8 x 10.00-20 (solid rubber)
steering	joystick steering
front axle	oscillating with hydraulic lock, integrated safety check valves
rear axle	fixed
service brake	disc brake
parking brake	multidisc brake spring loaded
safety	travel alarm

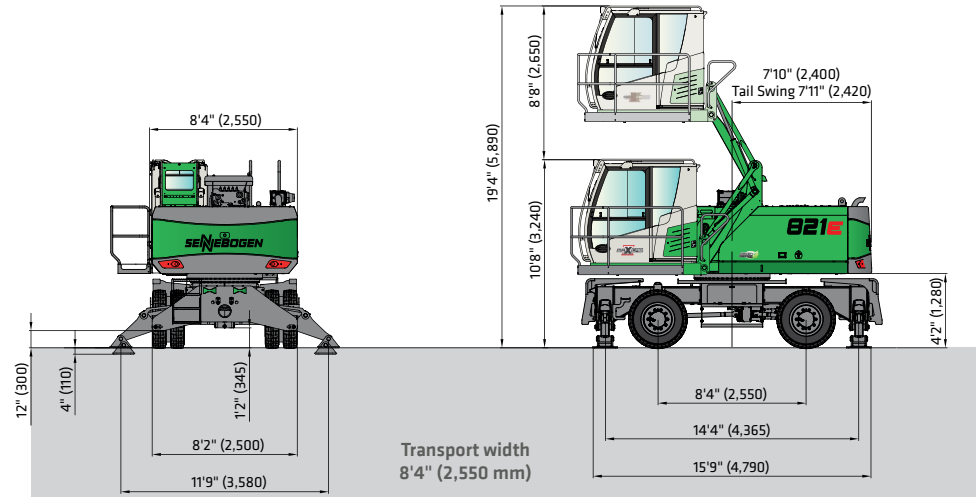
REFILL CAPACITIES	
fuel tank	87 gal (330 L)
engine cooling system	10.6 gal (40 L)
engine oil w / filter	4.8 gal (18 L)
hydraulic tank	69 gal (260 L)
axle hub (front axle)	0.66 gal (2.5 L)
axle hub (rear axle)	0.66 gal (2.5 L)
axle differential (front axle)	2.51 gal (9.5 L)
axle differential (rear axle)	2.51 gal (9.5 L)
axle transmission	0.66 gal (2.5 L)
central lubrication reservoir	5.5 lb (2.5 kg)
WEIGHT	
operating weight	52,800 lb (23,950 kg)
MAGNET SYSTEM	
rating	9 kW
voltage (magnetized)	230 V
current (cold condition)	39 Amps
drive	hydraulic

Subject to technical modification.

# Dimensions - 821 M "E"

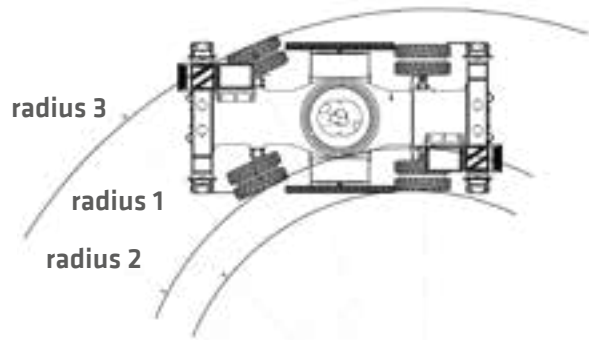


821 M with undercarriages type MP21E



821 M with hydraulic elevating cabin type E270

	Boom	Stick	Transport Length (L)	Transport Height (H)
K9	16'9" (5.1 m)	13'1" (4.0 m)	27'11" (8.5 m)	10'8" (3.25 m)
K11	20'8" (6.3 m)	15'1" (4.6 m)	31'8" (9.65 m)	10'8" (3.25 m)
K11 ULM	20'8" (6.3 m)	13'9" (4.2 m) ULM	31'10" (9.7 m)	10'8" (3.25 m)
K12	23' (7.0 m)	16' (4.9 m)	34'1" (10.4 m)	10'8" (3.25 m)



Undercarriage	Radius 1	Radius 2	Radius 3
821 M "E" MP21E	31'2" (9.5 m)	34'9" (10.6 m)	50'2" (15.3 m)

## K11

### Lift Capacities - 821 M "E"

#### Working Equipment K11

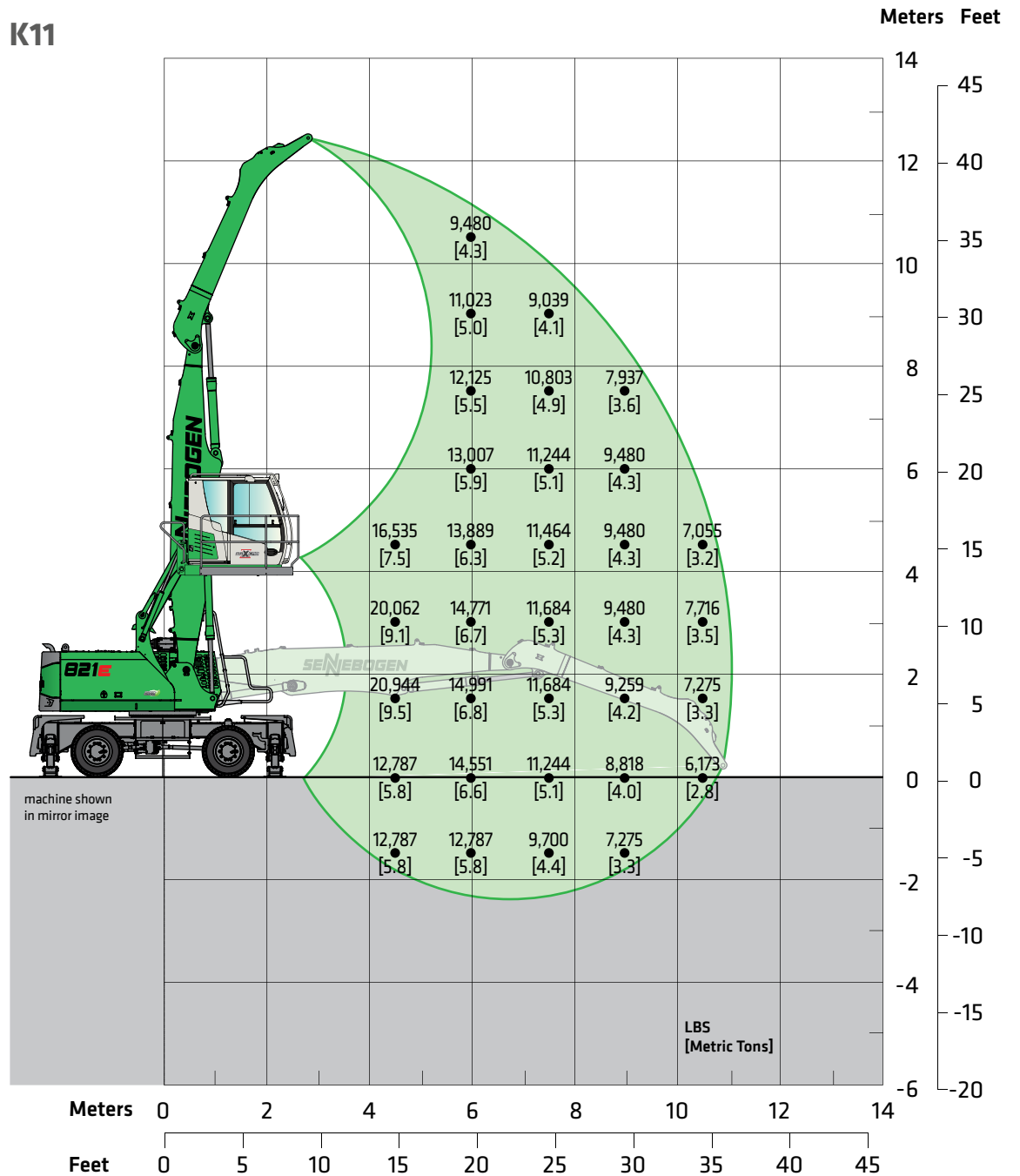
Reach	36' (11 m)
Boom	20'8" (6.3 m)
Stick	15'1" (4.6 m)

#### Operator's Cab

Model	E270 Maxcab hydraulic elevating up 8'8" (2.65 m elevation)
Eye level	approx. 17'7" (5.35 m)

#### Undercarriage

Model	MP21E 4-point outriggers
Tires	10.00-20 solid rubber



Lift capacities are stated in pounds. Values in brackets [ ] are stated in metric tons. Indicated figures are based on ISO 10567 and do not exceed 75% or tipping and 87% of hydraulic capacity and machine standing on firm, level supporting surface. Loads are valid for 360° with machine support on outriggers. Lifting capacities do not include working equipment such as orange peel grapples, magnets, clamshells, etc. The load point is the center line of the attachment pivot mounting pin on the stick. Their weights must be deducted from the numbers indicated in the lifting charts. Please contact SENNEBOGEN or your local dealer for optimum attachment selection. The operator / user of the machine should be fully acquainted with the operator's & safety manual provided by Sennebogen. Capacities apply only to the machine as originally manufactured and equipped by SENNEBOGEN.

# K9

## Lift Capacities - 821 M "E"

### Working Equipment K9

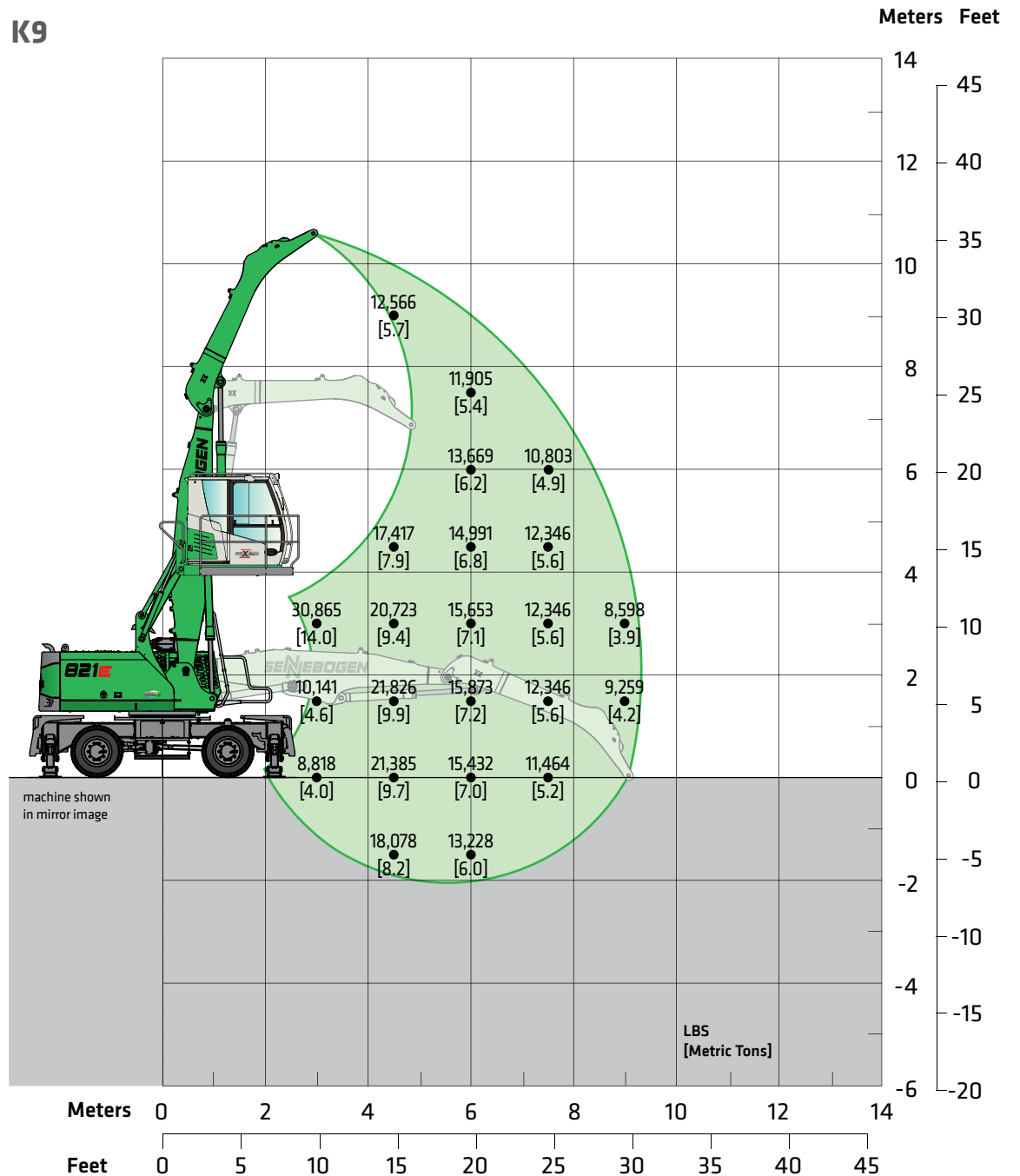
Reach	30'6" (9.3 m)
Boom	16'9" (5.1 m)
Stick	13'1" (4.0 m)

### Operator's Cab

Model	E270 Maxcab hydraulic elevating up 8'8" (2.65 m elevation)
Eye level	approx. 17'7" (5.35 m)

### Undercarriage

Model	MP21E 4-point outriggers
Tires	10.00-20 solid rubber



Lift capacities are stated in pounds. Values in brackets [ ] are stated in metric tons. Indicated figures are based on ISO 10567 and do not exceed 75% or tipping and 87% of hydraulic capacity and machine standing on firm, level supporting surface. Loads are valid for 360° with machine support on outriggers. Lifting capacities do not include working equipment such as orange peel grapples, magnets, clamshells, etc. The load point is the center line of the attachment pivot mounting pin on the stick. Their weights must be deducted from the numbers indicated in the lifting charts. Please contact SENNEBOGEN or your local dealer for optimum attachment selection. The operator / user of the machine should be fully acquainted with the operator's & safety manual provided by Sennebogen. Capacities apply only to the machine as originally manufactured and equipped by SENNEBOGEN.

## K11 ULM

### Lift Capacities - 821 M "E"

#### Working Equipment K11 ULM

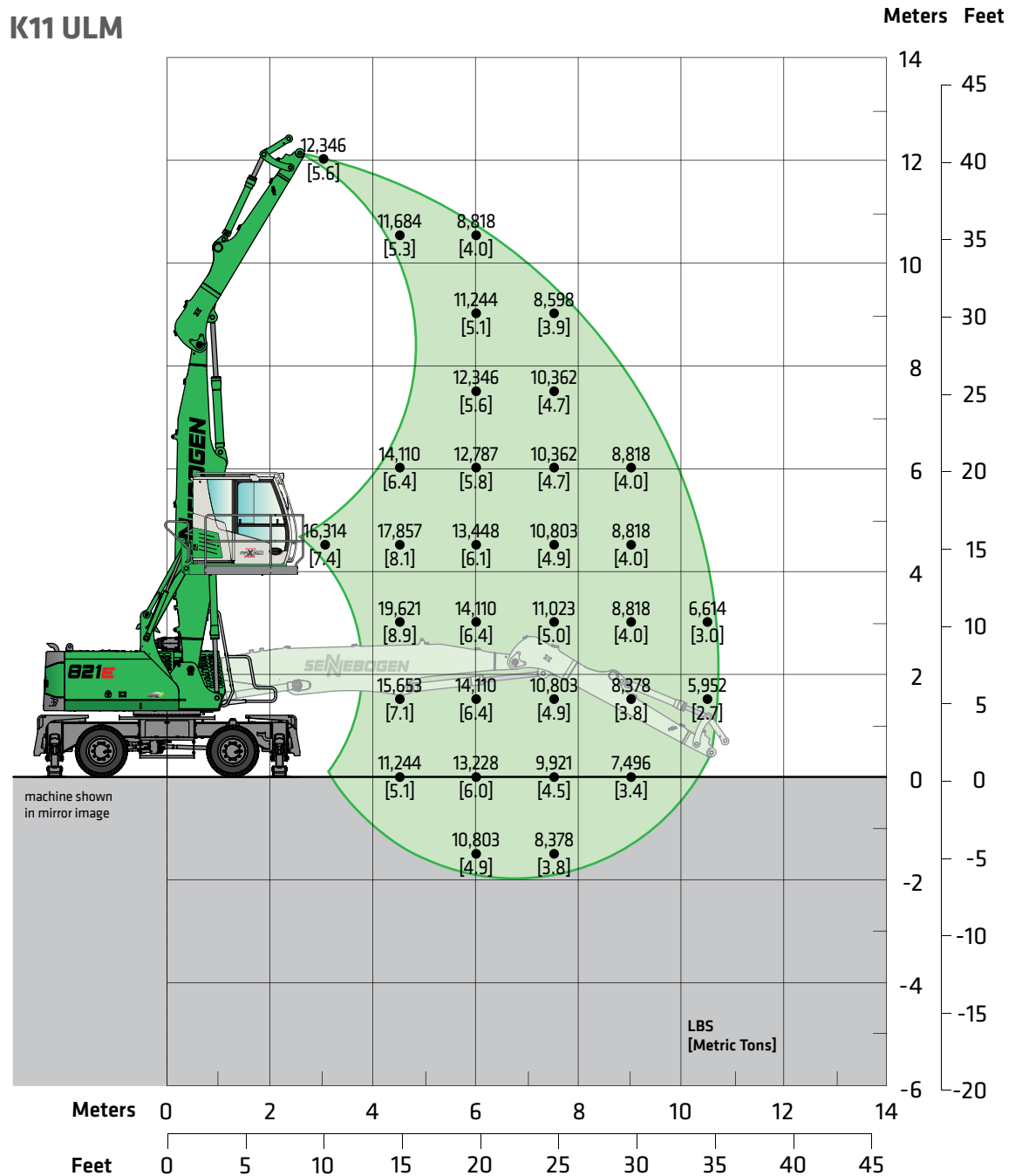
Reach	35' (10.2 m)
Boom	20'8" (6.3 m)
Stick	13'9" (4.2 m) ULM

#### Operator's Cab

Model	E270Maxcab hydraulic elevating up 8'8" (2.65 m elevation)
Eye level	approx. 17'7" (5.35 m)

#### Undercarriage

Model	MP21E 4-point outriggers
Tires	10.00-20 solid rubber



Lift capacities are stated in pounds. Values in brackets [ ] are stated in metric tons. Indicated figures are based on ISO 10567 and do not exceed 75% or tipping and 87% of hydraulic capacity and machine standing on firm, level supporting surface. Loads are valid for 360° with machine support on outriggers. Lifting capacities do not include working equipment such as orange peel grapples, magnets, clamshells, etc. The load point is the center line of the attachment pivot mounting pin on the stick. Their weights must be deducted from the numbers indicated in the lifting charts. Please contact SENNEBOGEN or your local dealer for optimum attachment selection. The operator / user of the machine should be fully acquainted with the operator's & safety manual provided by Sennebogen. Capacities apply only to the machine as originally manufactured and equipped by SENNEBOGEN.



# Lift Capacities - 821 M "E"

K12

Meters Feet

## Working Equipment K12

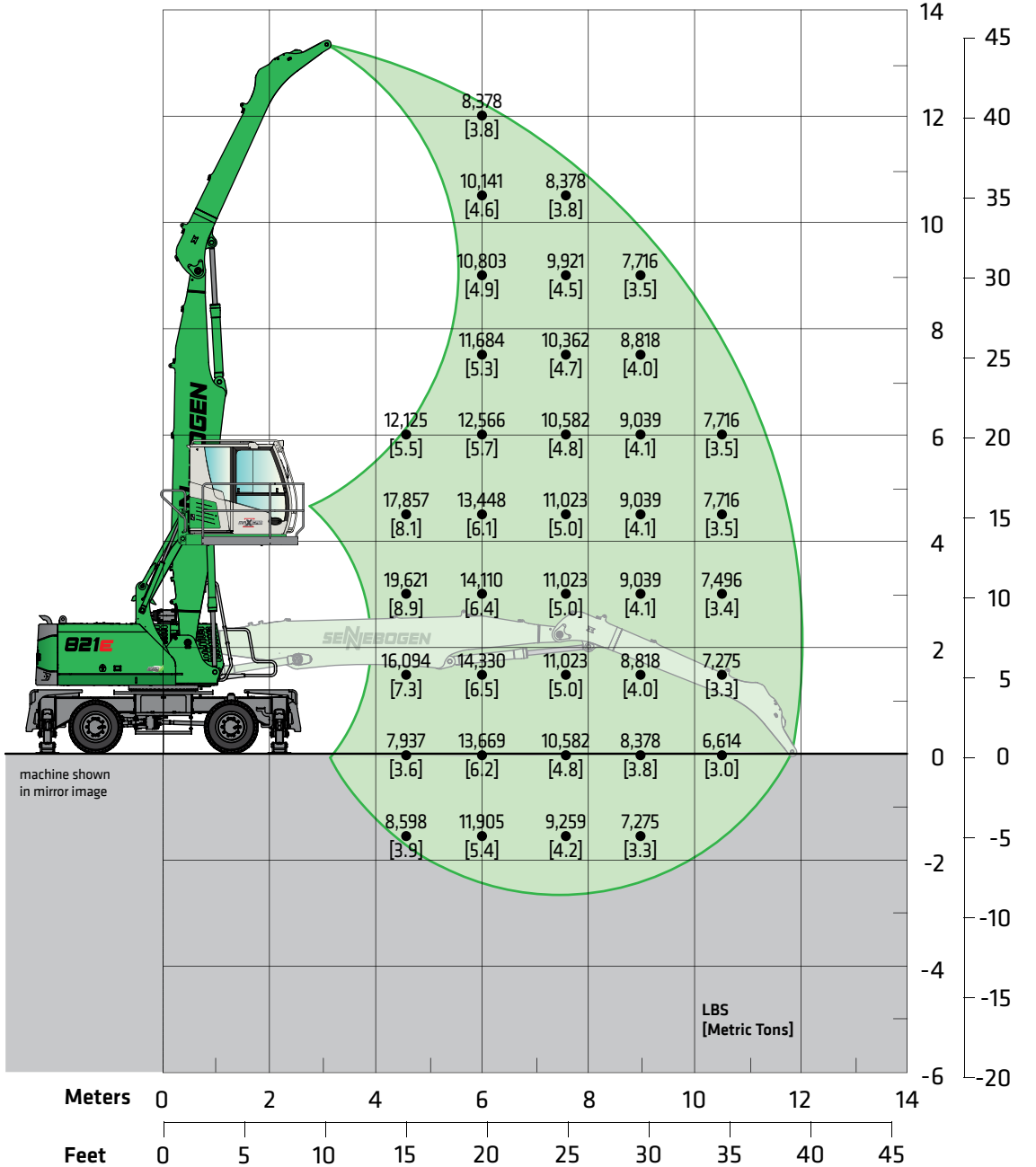
Reach	39'5" (12.0 m)
Boom	22'11" (7.0 m)
Stick	16' (4.9 m)

## Operator's Cab

Model	E270 Maxcab hydraulic elevating up 8'8" (2.65 m elevation)
Eye level	approx. 17'7" (5.35 m)

## Undercarriage

Model	MP21E 4-point outriggers
Tires	10.00-20 solid rubber



Lift capacities are stated in pounds. Values in brackets [ ] are stated in metric tons. Indicated figures are based on ISO 10567 and do not exceed 75% or tipping and 87% of hydraulic capacity and machine standing on firm, level supporting surface. Loads are valid for 360° with machine support on outriggers. Lifting capacities do not include working equipment such as orange peel grapples, magnets, clamshells, etc. The load point is the center line of the attachment pivot mounting pin on the stick. Their weights must be deducted from the numbers indicated in the lifting charts. Please contact SENNEBOGEN or your local dealer for optimum attachment selection. The operator / user of the machine should be fully acquainted with the operator's & safety manual provided by Sennebogen. Capacities apply only to the machine as originally manufactured and equipped by SENNEBOGEN.

# Technical Specifications - 821 R-HD “E”

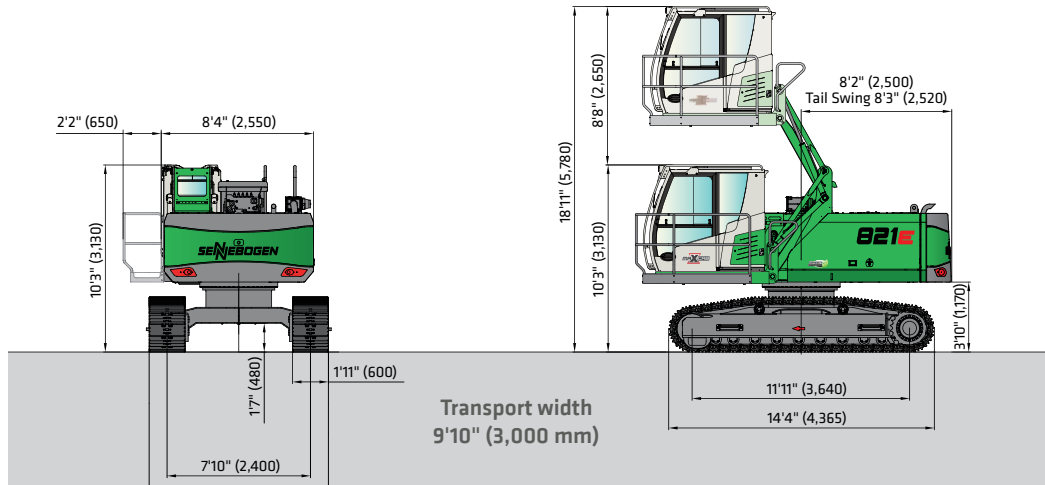
ENGINE	
model	Cummins QSB4.5-C130
type	in-line, 4 cylinder, cooled exhaust gas recirculation, water cooled
emission	EPA Tier 4 Final
net power	141 HP (105 kW) @ 2,200 rpm
injection	high pressure common-rail
displacement	275 cu. in. (4.5 L)
bore	4.21 in (107 mm)
stroke	4.88 in (124 mm)
aspiration	turbo charged, charge air cooled
fuel tank	87 gal (330 L)
air filtration	direct flow filtration system dual stage filter with pre-filter
control	integrated ECM automatic idle - stop eco mode
HYDRAULIC SYSTEM	
system type	LUDV load sensing pilot pressure controlled open center
pump type	variable-displacement axial-piston pump
max. pump flow	82 gal (310 l/min)
max. pressure	5,076 psi (350 bar)
hydraulic tank	69 gal (260 L)
filtration	dual filtration system 3 micron (HydroClean)
COOLING	
cooling type	cool-on-demand, suction-type fan system, side by side
hydraulic / water	hydraulic fan drive axial piston pump, reversible fan thermostatically controlled, closed loop system
charge air	direct fan drive

ELECTRICAL	
alternator	95 V/Ah
starter	24 V, 4.8 kW
battery	2 x 12 V, 150 Ah
lights	2 x cab roof, type halogen 2 x frame upper carriage, type H4
SWING SYSTEM	
swing speed	0 - 8 rpm
swing hydraulic	open loop
drive	1 x axial piston motor driving planetary gearbox, integrated brake vales
swing brake	multidisc brake, spring loaded
swing bearing	internal teeth, sealed ball bearing
UPPER CARRIAGE	
design	torsion-free upper frame with continuous bearing-plates for optimal power introduction, precision pivot; excellent design; very low noise emission
TRAVEL / UNDERCARRIAGE	
type	crawler R25/240
system	fixed wide gauge
drive	independent driven by an axial piston motor through a compact planetary
travel speeds	1st 0-1.18 mph (0-1.8 km/h) / 0-1.5 mph (0-2.4 km/h)
shoes	26.6" (600 mm) (triple grouser)
crawler	B4HD maintenance free
steering	foot pedals / levers
safety	travel alarm

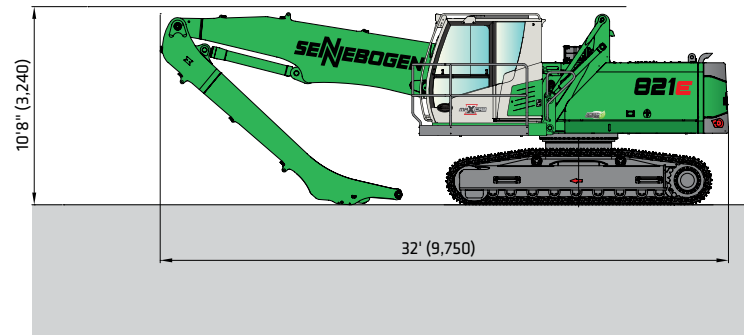
REFILL CAPACITIES	
fuel tank	87 gal (330 L)
engine cooling system	10.6 gal (40 L)
engine oil w / filter	7.53 gal (28.5 L)
hydraulic tank	69 gal (260 L)
hydraulic system	180 gal (680 L)
swing gear (each)	1.06 gal (4.0 L)
final drive (each)	2.38 gal (9.0 L)
swing ring lubrication reservoir	0.26 gal (1.0 L)
central lubrication reservoir	5.5 lb (2.5 kg)
WEIGHT	
operating weight	57,982 lb (26,300 kg)
MAGNET SYSTEM	
rating	9 kW
voltage (magnetized)	230 V
current (cold condition)	39 Amps
drive	hydraulic

Subject to technical modification.

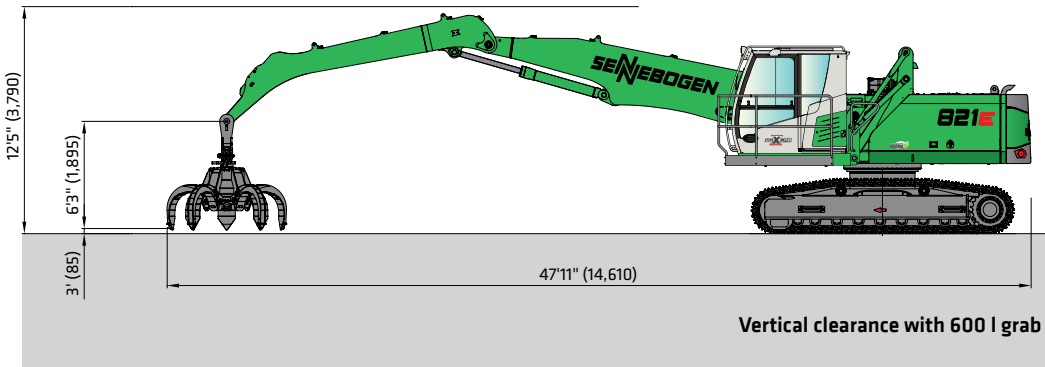
# Dimensions - 821 R-HD "E"



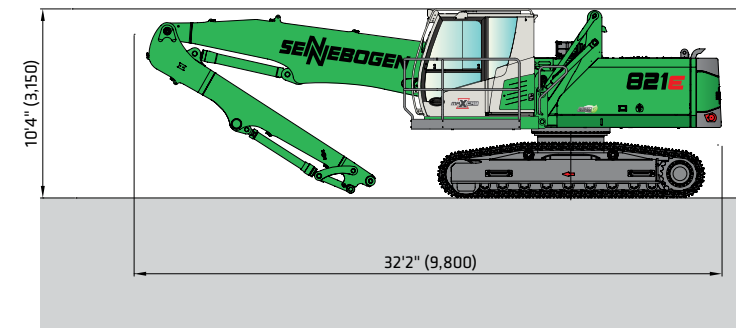
821 R-HD with undercarriage R24/240 and hydraulic elevating cabin type E270



821 R-HD with compact boom 20'8" (6.3 m) and loading stick 15'1" (4.6 m)



821 R-HD with compact boom 20'8" (6.3 m) and loading stick 15'1" (4.6 m) with SENNEBOGEN orange peel grab



821 R-HD with compact boom 20'8" (6.3 m) and loading stick 13'9" (4.2 m) ULM

## K11

### Lift Capacities - 821 R-HD "E"

#### Working Equipment K11

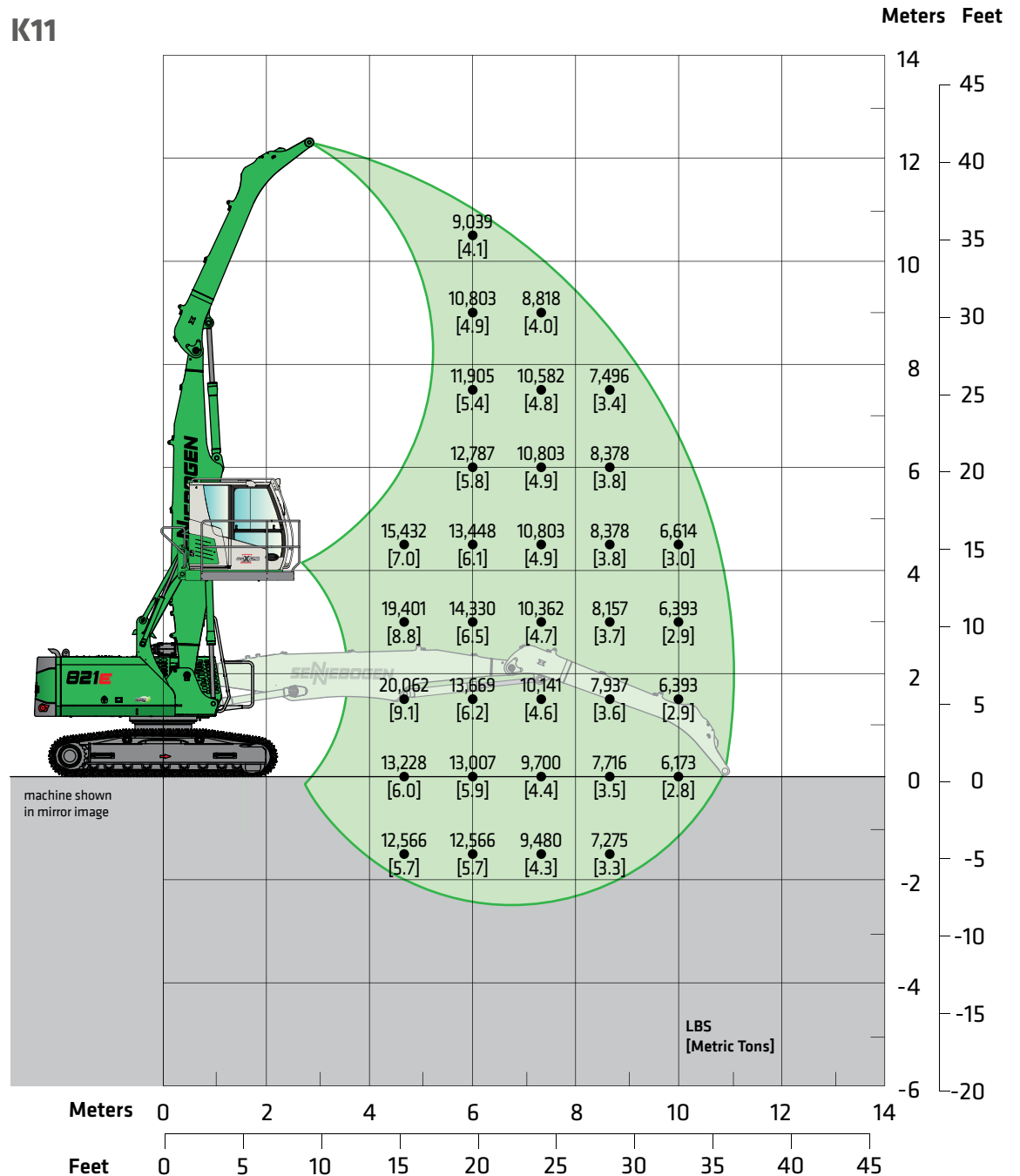
Reach	36' (11 m)
Boom	20'8" (6.3 m)
Stick	15'1" (4.6 m)

#### Operator's Cab

Model	E270 Maxcab hydraulic elevating up 8'8" (2.65 m elevation)
Eye level	approx. 17'7" (5.35 m)

#### Undercarriage

Model	R25/240
Tracks	B4HD 23'6" (600 mm) triple grouser shoes



Lift capacities are stated in pounds. Values in brackets [ ] are stated in metric tons. Indicated figures are based on ISO 10567 and do not exceed 75% or tipping and 87% of hydraulic capacity and machine standing on firm, level supporting surface. Loads are valid for 360° with machine support on outriggers. Lifting capacities do not include working equipment such as orange peel grapples, magnets, clamshells, etc. The load point is the center line of the attachment pivot mounting pin on the stick. Their weights must be deducted from the numbers indicated in the lifting charts. Please contact SENNEBOGEN or your local dealer for optimum attachment selection. The operator / user of the machine should be fully acquainted with the operator's & safety manual provided by Sennebogen. Capacities apply only to the machine as originally manufactured and equipped by SENNEBOGEN.

# Lift Capacities - 821 R-HD "E"

## Working Equipment K11 ULM

Reach	35' (10.2 m)
Boom	20'8" (6.3 m)
Stick	13'9" (4.2 m) ULM

## Operator's Cab

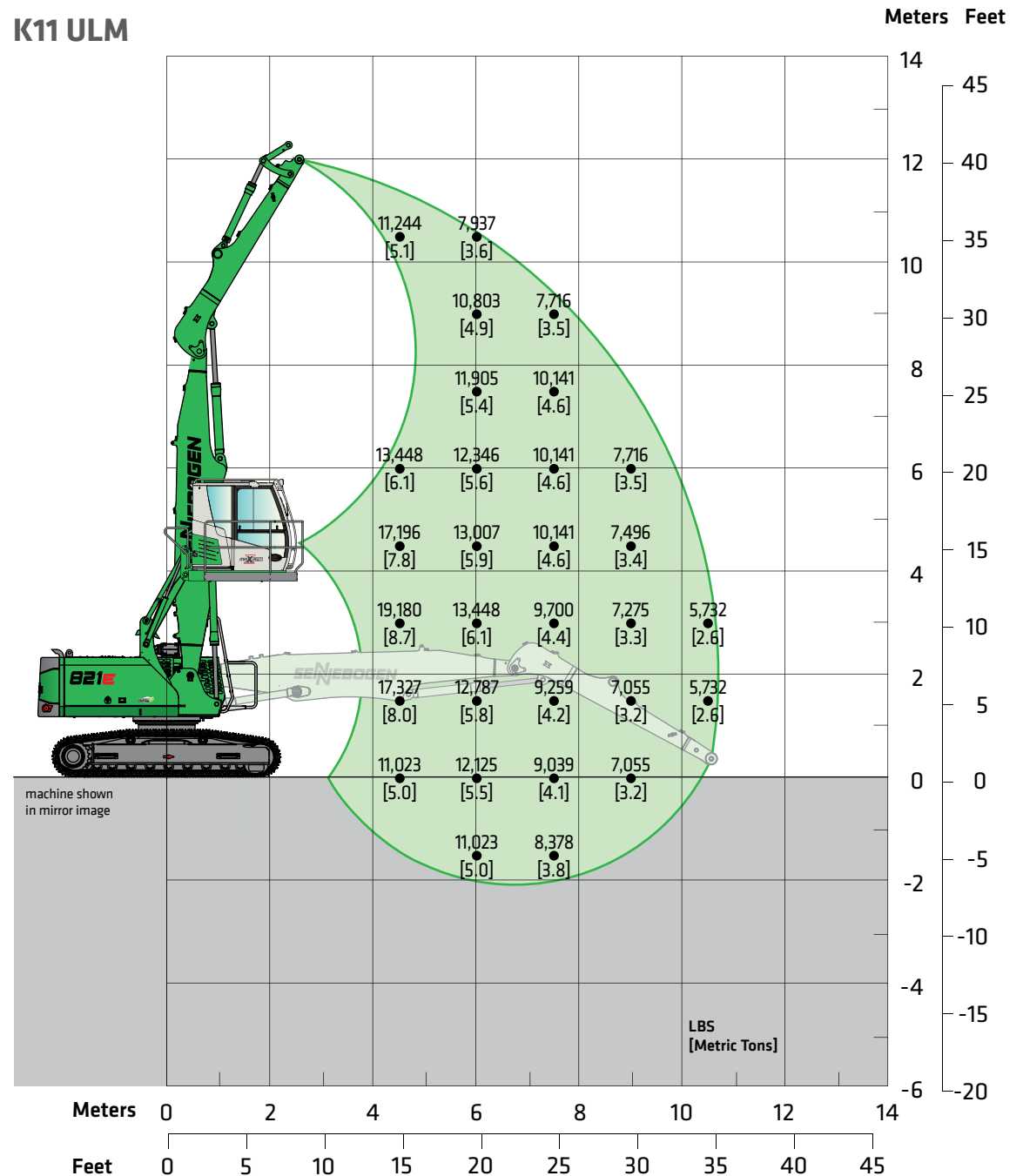
Model	E270 Maxcab hydraulic elevating up 8'8" (2.65 m elevation)
Eye level	approx. 17'7" (5.35 m)

## Undercarriage

Model	R25/240
Tracks	B4HD 23'6" (600 mm) triple grouser shoes

Lift capacities are stated in pounds. Values in brackets [ ] are stated in metric tons. Indicated figures are based on ISO 10567 and do not exceed 75% or tipping and 87% of hydraulic capacity and machine standing on firm, level supporting surface. Loads are valid for 360° with machine support on outriggers. Lifting capacities do not include working equipment such as orange peel grapples, magnets, clamshells, etc. The load point is the center line of the attachment pivot mounting pin on the stick. Their weights must be deducted from the numbers indicated in the lifting charts. Please contact SENNEBOGEN or your local dealer for optimum attachment selection. The operator / user of the machine should be fully acquainted with the operator's & safety manual provided by Sennebogen. Capacities apply only to the machine as originally manufactured and equipped by SENNEBOGEN.

## K11 ULM



## Standard / Optional Equipment

ENGINE	821 M	821 R-HD
Water separator in fuel line	●	●
Automatic idle / engine stop control	●	●
Eco mode	●	●
Air filter pre-cleaner	●	●
Visual fuel tank check	●	●
Heated water separator	●	●
Engine block pre-heater	○	○
ELECTRIC		
Battery disconnect switch	●	●
Centralized fuse box	●	●
Battery jump start connection from ground level	●	●
HYDRAULIC		
Pilot pressure controlled variable displacement pump	●	●
Thermostatically controlled cooling system	●	●
Centralized hydraulic test ports	●	●
Protection covers for pilot pressure control valves	●	●
3 micron dual filtration system (HydroClean)	●	●
Load sensing, flow on demand hydraulic system	●	●
Optimized hydraulic pump regulation (GLR)	●	●
Visual hydraulic tank check from ground level	●	●
Attachments open, close & rotation hydraulics	●	●
Hydraulic tank shut off valve	●	●
Electrical hydraulic tank pre-heater	○	○
Biodegradable hydraulic oil	○	○
Hydraulic circuit for scrap shear	○	○
Hydraulic circuit for hammer, breaker	○	○
Additional hydraulic circuits	○	○
MAGNET SYSTEM		
Hydraulic driven generator	●	●
Magnet controller	●	●
Magnet suspension link	○	○

UPPER CARRIAGE	821 M	821 R-HD
Rearview & right side view camera system	●	●
Automatic lubrication system	●	●
Anti-slip mats on walking area	●	●
Lockable side doors	●	●
Handrails on top of upper carriage	●	●
Mirror left side	●	●
Turning signal lights in upper carriage frame	●	●
Removable panels	●	●
Additional light package	○	○
Custom colors	○	○
Seawater paint coating	○	○
OPERATOR'S CAB (Maxcab)		
Hydraulic elevating cab system E270	●	●
Multi adjustable, air suspended operator's seat 3" (76 mm) seat belt	●	●
Seat heater	●	●
Automatic climate control (heater / AC)	●	●
Air outlets w / defroster	●	●
Storage area for lunch box	●	●
Large cup holder	●	●
Fire extinguisher	●	●
Tinted windows with safety glass	●	●
Door window as sliding window	●	●
Radio with USB and SD port, MP3 and Bluetooth	●	●
Removable floor mat	●	●
SenCon diagnostic system	●	●
Multicolor monitor	●	●
Halogen light package on cab roof	●	●
Mechanical hour meter	●	●
Sliding door	●	●
Catwalk w / handrail	●	●
12 V / 24 V power outlet	●	●
Windshield wiper and washers	●	●

# Standard / Optional Equipment

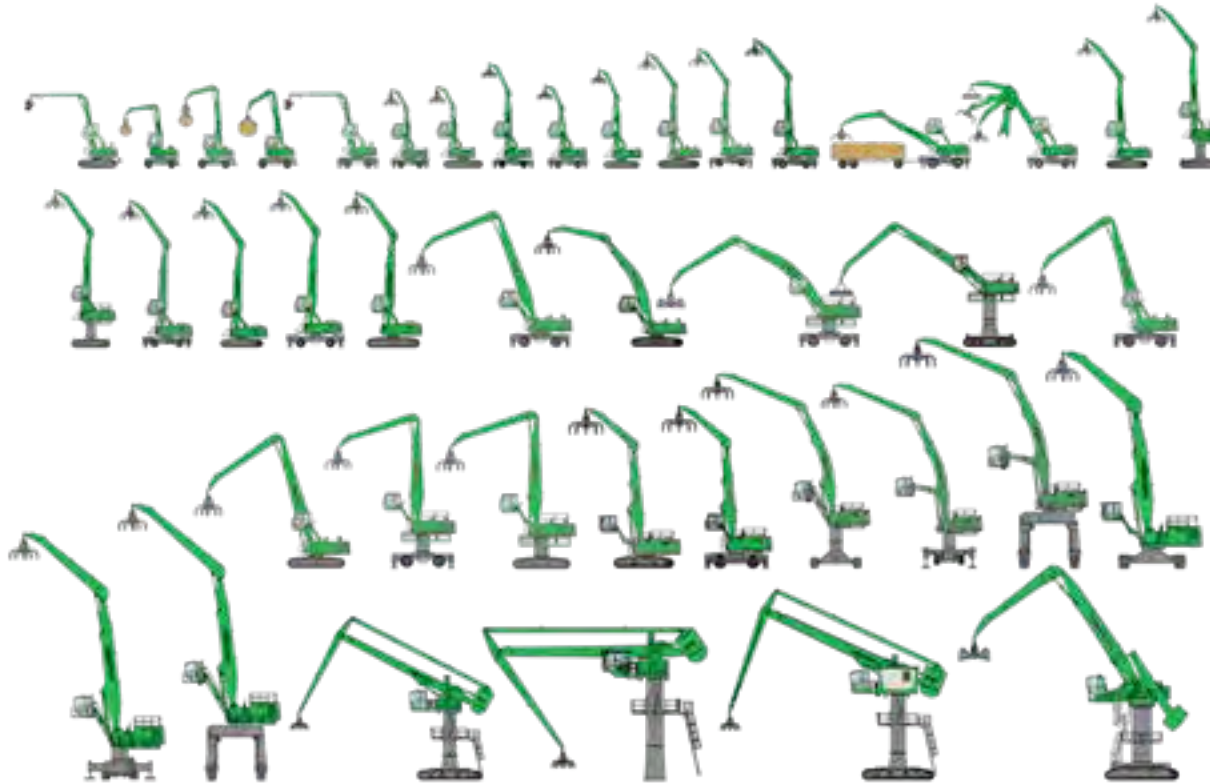
OPERATOR'S CAB (Maxab) continued	821 M	821 R-HD
Emergency exit hammer	●	●
Safety lever	●	●
Sun shades	●	●
Interior lighting	●	●
Rain cover front window	●	●
Outside mirror	●	●
Optical and acoustic warning system	●	●
Positive filtered ventilation (pressurized cab)	●	●
Safety check valves for elevating cab cylinder	●	●
Foot rest	●	●
Bulletproof windshield	●	●
Bulletproof skylight	●	●
Maxcab industry	○	○
Windshield protection guard	○	○
Skylight protection guard	○	○
Skylight FOPS guard	○	○
Polycarbonate side windows	○	○
Additional light package	○	○
Fixed cab elevation	○	○
Steering column instead of joystick steering	○	○
Steering column in combination with joystick steering	○	○
Additional cameras	○	○
Operator's cab with floor window	N/A	N/A
ATTACHMENTS		
Orange peel grapple	○	○
Clamshell	○	○
Magnet	○	○
Log grapple	○	○
Scrap shear	○	○
Power attachment	○	○
Live heel / dead heel	○	○
SWING SYSTEM		
Automatic lubrication system	●	●

UNDERCARRIAGE	821 M	821 R-HD
Robust designed material handling under carriage	●	N/A
Heavy duty axles	●	N/A
Solid rubber tires 10.00-20 (8x) incl. intermediate ring	●	N/A
Crawler undercarriage with mechanical fixed tracks	N/A	●
Heavy duty crawler track frame	N/A	●
23.6" (600 mm) triple grouser track shoes, canted	N/A	●
Maintenance free crawler B4HD	N/A	●
Hydraulic chain tension device	N/A	●
Front axle automatic oscillating axle unlock (travel position)	●	N/A
Dual stage power shift transmission	●	N/A
Drive train protection guards	●	N/A
Travel alarm	●	●
Centralized lubrication points	●	●
Servo brake system	●	●
4-point outriggers	○	N/A
Integrated safety check valves in outrigger cylinders	●	N/A
Tool and storage compartments, lockable	●	N/A
Individual outrigger control	●	N/A
Towing hitch package	○	○
Pneumatic tires 10.00-20 (8x)	○	N/A
WORKING EQUIPMENT		
Purpose-built material handling boom	●	●
Purpose-built material handling stick	●	●
Attachment hydraulic line connections with ball valves	●	●
Safety check valves for stick cylinders	●	●
Safety check valves for boom cylinders	●	●
Cylinder end position dumping	●	●
Bronze bushings connected to automatic lubrication system	●	●
Stick limitation	●	●
Boom limitation	○	○
LED light package boom	○	○
LED light package stick	○	○
Purpose-built material handling stick with reversing linkage	○	○
Purpose-built material handling boom for scrap shears	○	○

Standard Equipment ● Optional Equipment ○

Subject to technical modification.

# OUR COMPLETE LINE OF **PURPOSE-BUILT MATERIAL HANDLERS**



**SENNEBOGEN LLC**  
1957 Sennebogen Trail  
Stanley, NC 28164 USA

Phone +1 (704) 347-4910  
Fax +1 (704) 347-8894  
Email [sales@sennebogenllc.com](mailto:sales@sennebogenllc.com)